


Call2Recycle Safe Battery Storage Tips

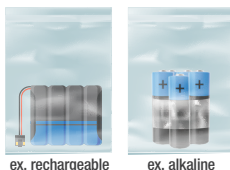

Our primary focus is to ensure the safety of the community and our collection partners. In support of safety and health guidance to increase social distancing due to COVID-19, Call2Recycle® encourages you to refrain from visiting recycling locations and to safely protect and store your batteries until recycling options become available again.



SAFELY PROTECT

Prevent used batteries from contacting metal objects to *Avoid the Spark!*

- + Place used batteries back in their original packaging, if available.
- + **OR**, tape over the positive (+) or charging terminals with clear packing tape, duct tape or electrical tape. **AVOID COVERING BATTERY'S LABEL**
- + **OR**, bag batteries (following the 'one battery per bag' rule) in clear zip-seal, produce, or newspaper bags. Multiple cylindrical alkaline batteries may be wrapped together with all (+) terminals pointing in the same direction.



SAFELY STORE

Keep people and property safe by properly storing your old batteries.

- + Avoid placing loose batteries in drawers or containers that contain other metal objects such as coins, paper clips or screws.
- + Use a non-metal container to store bagged or taped batteries – repurpose an old yogurt container, milk jug or plastic storage bin.
- + Store your container of batteries in a cool, dry place. Room temperature is fine, but avoid direct sunlight or extreme heat.

Visit call2recycle.org/safety for more tips on safe battery handling.